







PRODUCT LINEUP: MULTI SPLIT

Connectable Indoor Units — Indoor Unit Lineup —

MULTI SPLIT Outdoor Unit	Type		2 Rooms		3 Rooms		4 Rooms	5 Rooms	6 Rooms	8 Rooms
	Model name		AOYG14LAC2	AOYG18LAC2	AOYG18LAT3	AOYG24LAT3	AOYG30LAT4	AOYG36LBA5	AOYG45LBA6	AOYG45LBT8
	Capacity (kW)		Cooling	4.0	5.0	5.4	6.8	8.0	10.0	12.5
			Heating	4.4	5.6	6.8	8.0	9.6	12.0	13.5

Indoor Unit	BTU	kW Class								
 ASYG07/09/12/14LMCE	7000	2.0	●	●	●	●	●	●	●	●
	9000	2.5	●	●	●	●	●	●	●	●
 ASYG07/09/12/14LUCA	12000	3.5	●	●	●	●	●	●	●	●
	14000	4.0	—	●	●	●	●	●	●	●
 ASYG18/24LF	18000	5.0	—	—	—	●	●	●	●	●
	24000	7.0	—	—	—	—	●	—	●	●
 AGYG09/12/14LV	9000	2.5	—	●	●	●	●	●	●	●
	12000	3.5	—	●	●	●	●	●	●	●
	14000	4.0	—	—	●	●	●	●	●	●
 AUYG07/09/12/14/18LV	7000	2.0	—	●	●	●	●	●	●	●
	9000	2.5	—	●	●	●	●	●	●	●
	12000	3.5	—	●	●	●	●	●	●	●
	14000	4.0	—	—	●	●	●	●	●	●
	18000	5.0	—	—	—	●	●	●	●	●
 ABYG14/18LV	14000	4.0	—	—	●	●	●	●	●	●
	18000	5.0	—	—	—	●	●	●	●	●
 ARYG07/09/12/14/18LSLAP	7000	2.0	—	●	●	●	●	●	●	—
	9000	2.5	—	●	●	●	●	●	●	—
	12000	3.5	—	●	●	●	●	●	●	—
	14000	4.0	—	—	●	●	●	●	●	—
	18000	5.0	—	—	—	●	●	●	●	—
 ARYG07/09/12/14/18LL	7000	2.0	—	●	●	●	●	●	●	●
	9000	2.5	—	●	●	●	●	●	●	●
	12000	3.5	—	●	●	●	●	●	●	●
	14000	4.0	—	—	●	●	●	●	●	●
	18000	5.0	—	—	—	●	●	●	●	●

SIMULTANEOUS MULTI Outdoor Unit	Type		4HP		5HP		6HP		8HP		10HP	
	Model name		AOYG36LBTB	AOYG36LATT	AOYG45LBTB	AOYG45LATT	AOYG54LBTB	AOYG54LATT	AOYG72LRLA		AOYG90LRLA	
												
Capacity (kW)	Cooling	10.0		12.1	12.5	13.3	14.0	10.0		12.5		
	Heating	11.2		14.0	14.0	15.0	16.0	12.0		13.5		

Indoor Unit	BTU	kW Class	Twin				Triple	Twin	Triple	Double Twin	Twin	Triple	Double Twin	
 AUYG18/22/24LV	18000	5.0	● ×2	–	–	● ×3	–	–	● ×4	–	–	–		
	22000	6.5	–	● ×2	–	–	–	–	–	–	–	● ×4		
	24000	7.0	–	–	● ×2	–	–	● ×3	–	–	–	–		
 AUYG30/36/45LR	30000	8.8	–	–	–	–	–	–	–	–	● ×3	–		
	36000	10.6	–	–	–	–	● ×2	–	–	–	–	–		
	45000	12.5	–	–	–	–	–	–	–	● ×2	–	–		
 ARYG18LL  ARYG22/24/30/36/45LM	18000	5.0	● ×2	–	–	● ×3	–	–	● ×4	–	–	–		
	22000	6.5	–	● ×2	–	–	–	–	–	–	–	● ×4		
	24000	7.0	–	–	● ×2	–	–	● ×3	–	–	–	–		
	30000	8.8	–	–	–	–	–	–	–	–	● ×3	–		
	36000	10.6	–	–	–	–	● ×2	–	–	–	–	–		
	45000	12.5	–	–	–	–	–	–	–	● ×2	–	–		
 ABYG18/22/24LV	18000	5.0	● ×2	–	–	● ×3	–	–	● ×4	–	–	–		
	22000	6.5	–	● ×2	–	–	–	–	–	–	–	● ×4		
	24000	7.0	–	–	● ×2	–	–	● ×3	–	–	–	–		
 ABYG30/36/45LR	30000	8.8	–	–	–	–	–	–	–	–	● ×3	–		
	36000	10.6	–	–	–	–	● ×2	–	–	–	–	–		
	45000	12.5	–	–	–	–	–	–	–	● ×2	–	–		
Separation tube			UTP-SX236A ×1		UTP-SX254A ×1		UTP-SX254 ×1	UTP-SX354A ×1	UTP-SX272A ×1	UTP-SX372A ×1	UTP-SX272A ×1, UTP-SX236A ×2	UTP-SX272A ×1	UTP-SX372A ×1	UTP-SX272A ×1, UTP-SX254A ×2