

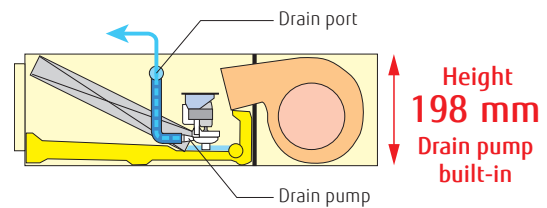
Slim Duct

Slim & Comfort



Slim design


The slim design allows installations where ceilings are narrow. Drain hose as standard accessory



Flexible installation

2-type installation methods of ceiling concealed and floor concealed can be selected.

Ceiling concealed



Floor concealed



Selectable with a wide range of static pressure

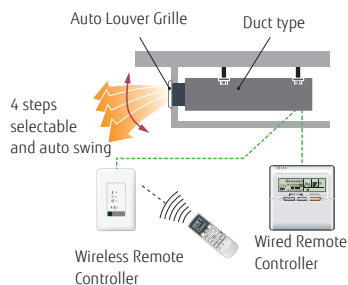
By using the DC fan motor, it is possible to change the static pressure range from 0 to 90 Pa. The change of static pressure range is possible by remote controller.



Static pressure range
0 to 90 Pa

Auto Louver Grille Kit (Option)

Simple flat Auto Louver will provide comfort airflow and harmonize with luxury interior.



Low ambient operation

