

Wall Mounted Designer Range

High COP



Thin & Slim design

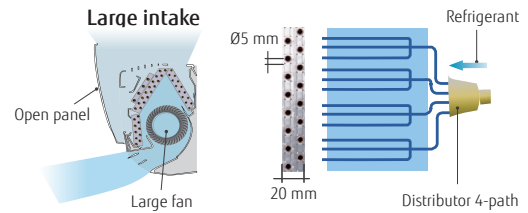
Thin and slim design is realized by $\varnothing 5$ mm heat exchanger and high efficiency wind blower.



H282 x W870 x D185

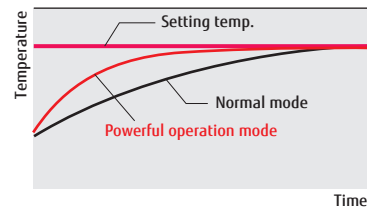
185 mm

Big open panel and High density multi path heat exchanger



Powerful operation

20 minutes continuous operation by maximum airflow and maximum compressor speed is possible. Rapid cooling and heating makes the room comfortable quickly.



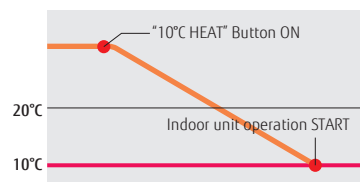
3 Mode timer (Weekly/Program/Sleep)

Weekly timer can be easily set by wireless remote controller. ON, OFF can be set up to 4 times in 1 day and up to 28 times in 1 week. For other modes, program timer and sleep timer can be also selected by one push.

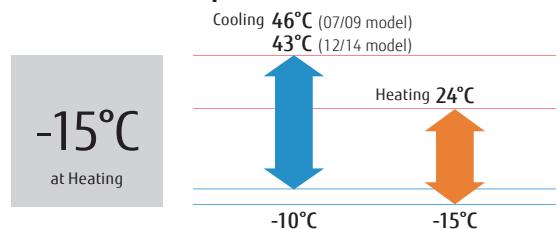


10°C HEAT Operation

The room temperature can be set to go no lower than 10°C, thus ensuring that the room does not get too cold when not occupied. *Only available with Wireless RC.



Low ambient operation



Model: ASYG07LUCA / ASYG09LUCA / ASYG12LUCA / ASYG14LUCA



Wireless R.C.



For ASYG07/09LUCA



For ASYG12/14LUCA

Specifications

Model No.	Indoor unit		ASYG07LUCA	ASYG09LUCA	ASYG12LUCA	ASYG14LUCA	
	Outdoor unit		AOYG07LUCA	AOYG09LUCB	AOYG12LUC	AOYG14LUC	
Power Source			Single-phase, ~230V, 50Hz				
Capacity	Cooling	kW	2.0 (0.5-3.0)	2.5 (0.5-3.2)	3.5 (0.9-4.0)	4.2 (0.9-5.0)	
	Heating		3.0 (0.5-4.0)	3.2 (0.5-4.2)	4.0 (0.9-5.6)	5.4 (0.9-6.0)	
Input Power	Cooling/Heating	kW	0.460/0.740	0.555/0.680	0.905/0.930	1.235/1.380	
EER	Cooling	W/W	4.35	4.50	3.87	3.40	
COP	Heating		4.05	4.71	4.30	3.91	
Pdesign	Cooling/Heating(-10°C)	kW	2.0/2.6	2.5/2.8	3.5/3.9	4.2/4.8	
SEER	Cooling	W/W	7.20	7.10	7.05	6.78	
SCOP	Heating (Average)		4.02	4.10	4.00	4.00	
Energy Efficiency Class	Cooling		A++	A++	A++	A++	
	Heating (Average)		A+	A+	A+	A+	
Max. Operating Current	Cooling/Heating	A	6.0/7.5	6.0/7.5	6.5/9.0	9.0/10.5	
Annual Energy Consumption	Cooling	kWh/a	97	123	174	217	
	Heating		887	956	1363	1677	
Moisture Removal		l/h	1.0	1.3	1.8	2.1	
Sound Pressure Level	Indoor (Cooling)	H/M/L/Q	dB(A)	38/35/31/21	42/36/32/21	43/37/32/21	45/40/33/25
	Indoor (Heating)	H/M/L/Q		38/35/31/21	42/37/32/21	43/38/32/21	45/40/34/27
	Outdoor(Cooling/Heating)	High		46/46	48/48	50/50	50/50
Sound Power Level	Indoor(Cooling/Heating)	High	57/59	59/61	60/62	60/64	
	Outdoor(Cooling/Heating)	High	58/58	60/60	65/65	65/65	
Airflow Rate	Indoor / Outdoor	High	m³/h	680/1,720	800/1,720	850/1,940	900/1,940
Net Dimensions H x W x D	Indoor	mm	282×870×185	282×870×185	282×870×185	282×870×185	
		kg(lbs)	9.5 (21)	9.5 (21)	9.5 (21)	9.5 (21)	
		Outdoor	mm	540×660×290	540×660×290	540×790×290	540×790×290
kg(lbs)	23 (51)		25 (55)	33 (73)	34 (75)		
Connection Pipe Diameter (Liquid / Gas)		mm	6.35/9.52	6.35/9.52	6.35/9.52	6.35/12.7	
Drain hose Diameter (I.D./O.D.)		mm	13.8/15.8 to 16.7	13.8/15.8 to 16.7	13.8/15.8 to 16.7	13.8/15.8 to 16.7	
Max Pipe Length (Pre-Charge)		m	20 (15)	20 (15)	20 (15)	20 (15)	
Max Height Difference			15	15	15	15	
Operation Range	Cooling	°CDB	-10 to 46	-10 to 46	-10 to 43	-10 to 43	
	Heating		-15 to 24	-15 to 24	-15 to 24	-15 to 24	
Refrigerant	Type (Global Warming Potential)		R410A (2,088)	R410A (2,088)	R410A (2,088)	R410A (2,088)	
	Charge	kg(CO2eq-T)	0.70 (1.5)	0.85 (1.8)	1.05 (2.2)	1.05 (2.2)	

Optional parts

- Wired Remote Controller: UTY-RNNYM, UTY-RVNYM
- Simple Remote Controller: UTY-RSNYM
- Communication kit: UTY-TWBF1
- Wireless LAN Interface: UTY-TFNXZ1

Dimensions

(Unit : mm)

